

PlateRite 8000 Series

Thermal Plate Recorders



Creating a Future in Print

The PlateRite 8000 series: Advanced CTP units that make high-performance CTP output a reality in your production environment



A full lineup of PlateRite 8000 series models, to suit any need

The PlateRite 8800E/S/Z/ZX

The PlateRite 8800ZX features a 1,024-channel imaging head with the latest GLV™ technology. This new imaging head makes it possible for the PlateRite 8800ZX to output a remarkable 51 plates per hour*, the highest productivity in its class. It also provides the high-quality halftone dot reproduction users have come to expect in thermal plate output, for the perfect marriage of quality and productivity.

* When using the PlateRite 8800ZX to output 1,030 x 800 mm (40.5" x 31.4") plates, at 2,400 dpi.



•High-resolution and lenticular printing support

The PlateRite 8800E/S/Z offers high-resolution 4,000 dpi support as an option. This option is perfect for everything from high-resolution art printing to the accurate reproduction of small text sizes like those required for bond and other certificate printing. Plates suitable for high-quality lenticular printing, including plates for the output of 3D images, can also be produced.

The PlateRite 8600E/S/Z

The PlateRite 8600E/S/Z are standard thermal CTP recorders that output B1-size plates. The PlateRite 8600Z and PlateRite 8600S feature a 64-channel light source that makes it possible to output a blistering 22 plates per hour* on the high-speed rotating drum. The PlateRite 8600E features a 32-channel light source; the PlateRite 8600E can output up to 14 plates per hour*.

* When outputting 1,030 x 800 mm (40.5" x 31.5") plates at 2,400 dpi.



The PlateRite 8300E/S

The PlateRite 8300E/S are entry-level thermal CTP recorders that output B1-size plates. The PlateRite 8300S combines a 32-channel light source and a high-speed drum to enable output at a blistering 13 plates per hour. The more economical PlateRite 8300E utilizes a 16-channel light source and can output up to 8 plates* per hour.



The PlateRite 8000 series are high-performance B1-size CTP recorders that feature Screen's unique external drum technology and high-precision imaging technology. They boast an array of cutting-edge features that ensure the superior output quality users have come to expect from thermal plates. When used as part of an automated production line, the PlateRite 8000 series recorders can output plates continuously for long periods of time, ensuring timely plate delivery and helping to increase the operating ratio of the printing press.

The PlateRite 8000 series models offer fast, reliable processing, from data input to plate output, making them the perfect tools for even the most advanced digital workflows.

A full range of advanced features that support high quality and high productivity

Remote monitoring of production status

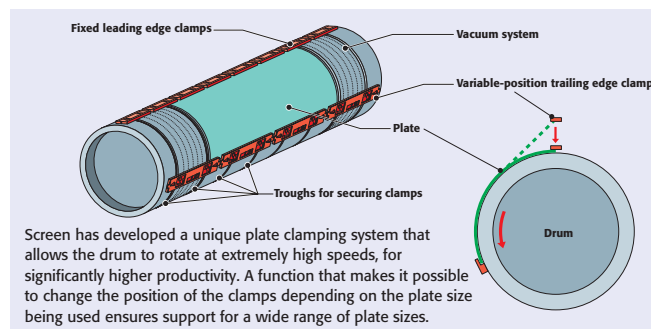
The PlateRite 8000 series units feature a remote monitoring system that makes it possible to check the CTP system status using a web browser or e-mail. E-mails can even be sent to the service center and entered into a database (option) for use in maintenance, repairs, and periodic inspections, ensuring that the CTP recorder is in optimal operating condition at all times.

Stable drum rotation

The PlateRite 8000 series features a unique auto-balancing feature. The operator simply selects the appropriate pre-registered plate size and type during setup, and the recorder automatically makes the necessary adjustments to ensure perfect drum balance. This results in stable, high-speed drum rotation for all the plate sizes and thicknesses handled by the recorder.

Maximized available image area

The minimum clamp size that can be used with the PlateRite 8000 series is 8 mm, for both the leading and trailing edge clamps (with a leading edge clamp size of just 6 mm in the 8800 series). The available imaging area is extremely large, so plates can be used for a wide range of printing press types. This helps reduce the amount of effort involved in plate handling and increases printing press operating ratios, thereby contributing significantly to increased productivity.




Superior registration accuracy

The PlateRite 8000 series features an automatic inline punching system that helps enable perfect registration on press. Plates are punched by this automatic inline punching system immediately before being loaded onto the drum. The registration punch holes ensure consistent plate placement on the drum, when used in conjunction with standard registration pins. This helps eliminate imaging variations caused by improper plate placement, and ensures superior registration accuracy.

When optional press punch blocks are used, the imaged plates can be loaded directly onto the press after output. The use of press punch blocks during plate output eliminates the need for manual punching later on in the workflow, ensures excellent registration accuracy, and creates the foundation for perfect results on press. It also dramatically shortens press make-ready time and improves press operating ratios, for even better overall productivity.

* Up to eight individual punch blocks can be selected and mounted, depending on the plate sizes and printing press types being used.



Upgrade to create the optimal CTP environment

The PlateRite 8800/8600/8300 units all have certain parts that can be replaced to upgrade them to higher model types (upgrade is a paid option). These flexible recorders can be upgraded whenever desired to create the optimal production environment as productivity needs change.

Improved productivity with automation of everything from plate loading to delivery

The PlateRite 8000 series units can be used with auto-loaders that automate plate loading, imaging, transport, developing, and delivery. These auto-loaders enable long periods of continuous production and contribute significantly to improved productivity and better printing press operating ratios.



MA- L8800ZX

Processor bridge completes automated line, and is compatible with major processor types

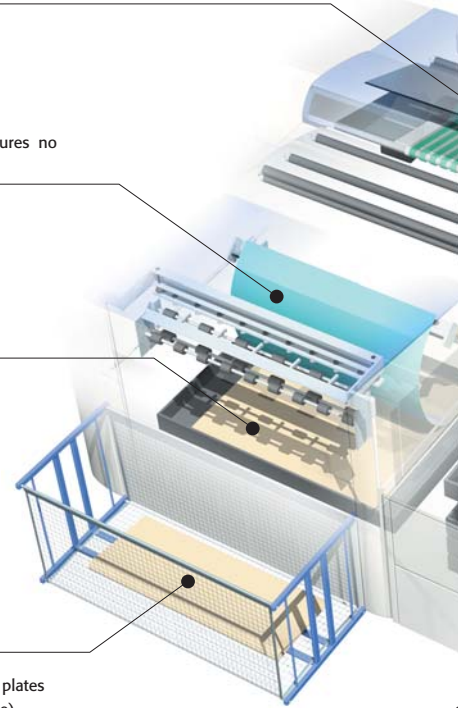
Inline punching system (option)

Innovative plate-handling system ensures no contact with front of plate

Sensor automatically detects plate/interleaf paper

External collection box for ejected interleaf paper

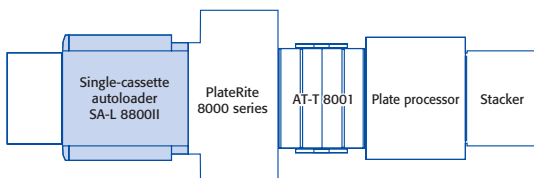
Up to 5 cassettes, each with up to 100 plates
Up to 5 different plate sizes (or all same)
Maximum of 500 plates loaded without operator intervention



Customize your system by choosing anything from semi-automatic to fully automatic plate

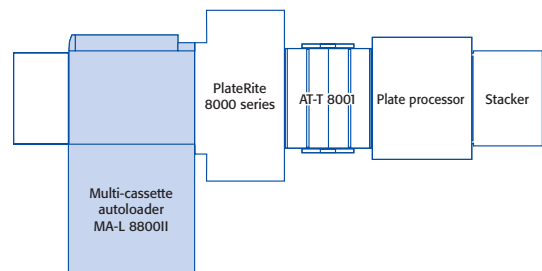
SA-L 8800ZX/8800II single-cassette autoloader (option)

The SA-L 8800ZX/8800II single-cassette autoloader can hold up to 100 plates. It automatically removes interleaf paper and sends it to an external collection box just before each plate is loaded. No contact is made with the sensitive emulsion side of the plate at any stage during transport, eliminating the risk of damage to the plate. Manual loading is also possible, providing the flexibility to use different sized plates whenever required.

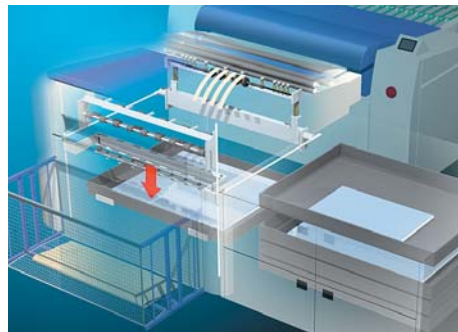
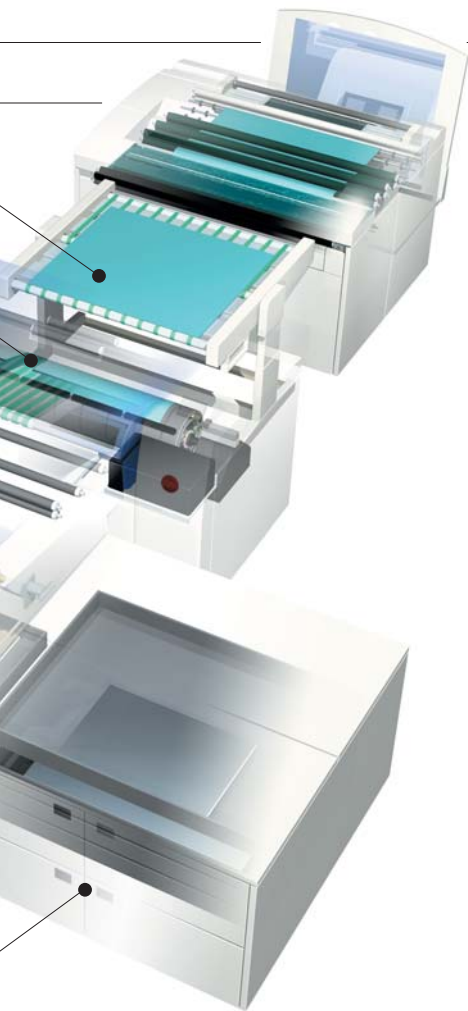


MA-L 8800ZX/8800II multi-cassette autoloader (option)

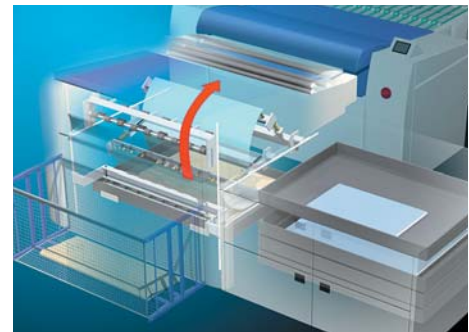
The MA-L 8800ZX/8800II multi-cassette autoloader enables complete automation of the cassette changing and plate loading processes. It is attached as an extension to the single-cassette autoloader. It comes standard with three cassettes, with each cassette holding up to 100 plates. An additional two cassettes are available as an option. The use of five cassettes makes it possible to image up to 500 plates of five different sizes without operator intervention - almost 24 hours of unattended operation at 22 plates per hour.




	PlateRite 8800ZX	PlateRite 8800E/S/Z, PlateRite 8600, PlateRite 8300
Single-cassette autoloader	SA-L 8800ZX	SA-L 8800II
Multi-cassette autoloader	MA-L 8800ZX	MA-L 8800II
Processor bridge	AT-T 8001, AT-M 8001	



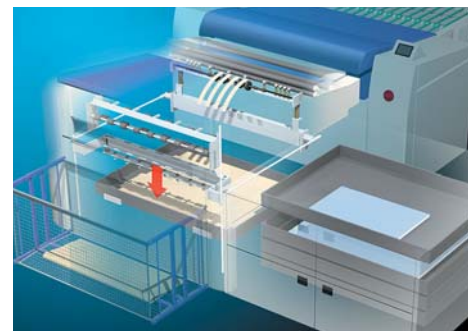
1 A sensor moves into place to detect whether the first layer is a plate or interleaf paper.



2 Suction pads grip the backside of the plate (no contact is made with the front) and the plate is loaded into the PlateRite.
 • The SA-L8800ZX and MA-L8800ZX automatically detect whether the layer is a plate or interleaf paper at this point.



3 The same sensor is activated again to check if the next layer is a plate or interleaf paper.

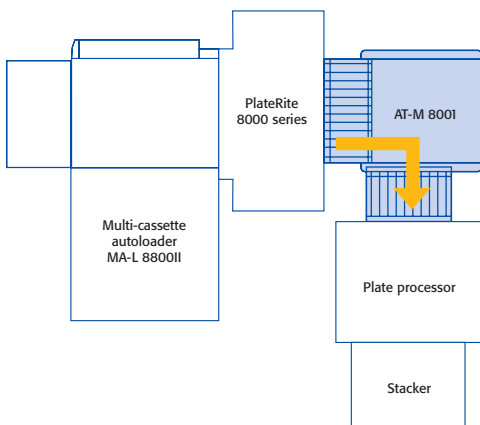


4 The interleaf paper is lifted away and ejected into an external collection box.

handing

Multi-bridge AT-M8001

The AT-M 8001 is a multi-bridge that can connect the PlateRite 8600 to multiple plate processors. It allows you to connect the PlateRite 8600 to several different plate processors and then switch the transport line between them as necessary to process different types of plates at different plate processors. It also has a space-saving design that enables the use of an L-shaped transport line if there isn't room for straight-line transport.



AT-M 8001

PlateRite 8000 series specifications/diagram

PlateRite 8800E/S/Z/ZX specifications

Product name	PlateRite 8800ZX	PlateRite 8800Z	PlateRite 8800S	PlateRite 8800E
Recording system	External drum			
Light source	1,024-channel laser diode	512-channel laser diode		
Plate size	Maximum: 1,160 x 940 mm (45.6" x 37"); Minimum: 450 x 370 mm (17.8" x 14.6") [minimum 304 x 370 mm (12" x 14.6") available as an option]*6			
Exposure size*1	1,160 x 926 mm (45.6" x 36.4") [Leading edge gripper margin: 6 mm (0.24"); Trailing edge gripper margin: 8 mm (0.32")]			
Media	Thermal plates			
Media thickness*2	0.15 to 0.3 mm (6 mil to 11.8 mil) [0.4 mm (15.7 mil) available as an option]*6			
Resolutions (dpi)	1,200*3/2,400/2,438/2,540/4,000 (4000 dpi is only available for the PlateRite 8800E/S/Z when the high-resolution option is selected)			
Repeatability*4	± 5 microns			
Productivity	51 plates/hr at 2,400 dpi (1,030 x 800 mm/40.5" x 31.4" plates)	42 plates/hr at 2,400 dpi (1,030 x 800 mm/40.5" x 31.4" plates)	32 plates/hr at 2,400 dpi (1,030 x 800 mm/40.5" x 31.4" plates)	24 plates/hr at 2,400 dpi (1,030 x 800 mm/40.5" x 31.4" plates)
Interface*5	F-PIF/S-PIF			
Plate transport	Semi-automatic loading (standard), Fully-automatic loading (optional), Processor bridge (optional)			
Punch systems	Screen, Heidel, Heidelberg W, Protocol, Komori, and others			
Dimensions (W x D x H)	Main unit: 2,440 x 1,302 x 1,295 mm (96.1" x 51.3" x 51") Blower unit: 693 x 675 x 550 mm (27.3" x 26.6" x 21.7"); Chiller unit: 385 x 715 x 460 mm (15.2" x 28.2" x 18.2")			
Weight	Main unit: 1,150 kg (2,530 lb); Blower unit: 85 kg (187 lb); Chiller unit: 79 kg (173.8 lb)			
Power requirements	Main unit: Single phase 200 V to 240 V, 21 A, 4 kW (Approved UL, CSA), Single phase 220 V to 240 V, 21 A, 4 kW (Declared CE) Blower unit: Single phase 200 V to 240 V, 5 A, 1 kW (Approved UL, CSA), Single phase 220 V to 240 V, 5 A, 1 kW (Declared CE) Chiller unit: Single phase 200 V to 240 V, 15 A, 3 kW (Approved UL, CSA), Single phase 220 V to 240 V, 15 A, 3 kW (Declared CE)			
Environment	Recommended temperature range: 21 to 25°C (69.8 to 77°F) Operating temperature range: 18 to 26°C (64.4 to 78.8°F); Relative humidity range: 40 to 70% (no condensation)			
Options	SA-L 8800ZX MA-L 8800ZX Built-in bridge	SA-L 8800II MA-L 8800II High-resolution printing option (4,000 dpi)*6 AT-T 8001 and AT-M 8001 plate transport systems, various printing punches, small-size plate support option*6, signal tower unit		

*1 For plates 590 mm (23.3") or greater in width and less than 610 mm (24") in width, the standard punch option must be used.

*2 The factory option thickness of 0.4 mm (15.7 mil) is only available for plates 1,030 x 770 mm (40.5" x 30.3") or larger.

*3 1,200 dpi uses 2,400 dpi double dots. *4 Over four consecutive exposures on a single plate (temperature: 23°C; relative humidity: 60%).

*5 LS-313 cannot be used with S-PIF. *6 Option must be selected before the unit is shipped from the factory.

PlateRite 8600E/S/Z specifications

Product name	PlateRite 8600Z	PlateRite 8600S	PlateRite 8600E
Recording system	External drum		
Light source	64-channel infrared laser diodes	32-channel infrared laser diodes	
Plate size	Maximum 1,160 x 940 mm (45.6" x 37"); Minimum 450 x 370 mm (17.8" x 14.6")*1		
Exposure size	Maximum 1,160 x 924 mm (45.6" x 36.3") Minimum 450 x 354 mm (17.8" x 14")*2,*3		
Media	Thermal (infrared sensitive) plates		
Media thickness	0.15 to 0.3 mm (6 to 11.8 mil) (support for thicknesses up to 0.4 mm available as a factory option)		
Resolutions	1,200*4/2,000*4/2,400/2,438/2,540/4,000 dpi	1,200*4/2,400/2,438/2,540 dpi	
Repeatability	± 5 microns*6		
Productivity	22 plates/hr at 2,400 dpi (1,030 x 800 mm/40.5" x 31.5" plates)*6	14 plates/hr at 2,400 dpi (1,030 x 800 mm/40.5" x 31.5" plates)*6	
Interface	Fast PIF		
Plate transport	Semi-automatic loading (standard), Fully-automatic loading (optional), Processor bridge (optional)		
Punch systems	Screen, Heidel, Heidelberg W, Protocol, Komori, and others		
Dimensions (W x D x H)	Main unit: 2,440 x 1,295 x 1,302 mm (96.1" x 51" x 51.3"); Blower unit: 693 x 675 x 550 mm (27.3" x 26.6" x 21.7")		
Weight	Main unit: 1,150 kg (2,530 lb); Blower unit: 85 kg (187 lb)		
Power requirements	Main unit: Single phase 200 V to 240 V, 32A, 4 kW (Approved UL, CSA) Single phase 220 V to 240 V, 32A, 4 kW (Declared CE) (SA-L, MA-L, AT-T, AT-M, and blower unit are powered by main unit)		
Environment	Recommended: 21 to 25°C (69.8 to 77°F); Required: 18 to 26°C (64.4 to 78.8°F); Relative humidity: 40 to 70% (no condensation)		
Options	SA-L 8800II single-cassette autoloader, MA-L 8800II multi-cassette autoloader, AT-T processor bridge, AT-M processor bridge, standard optional punch, custom optional punch, optional registration punch*8, air-conditioning unit, signal tower unit		

*1. Support for a minimum plate size of 304 x 370 mm (12" x 14.6") available as a factory option.

*2. A 24-mm portion remains unexposed when 12-mm clamps are used. A 16-mm portion remains unexposed when 8-mm clamps are used. Productivity is different when 8-mm clamps are used.

*3. Minimum exposure size 304 x 354 mm (12" x 14") with factory option. *4. 1,200 dpi uses 2,400 dpi double dots. 2,000 dpi uses 4,000 dpi double dots.

*5. Over four consecutive exposures on one plate at 23°C (73.4°F) and 60% relative humidity.

*6 Productivity may vary depending on the sensitivity of the media. *7. SA-L, MA-L, and blower unit are powered by main unit.

*8. Required for plate widths 590 mm (23.3") or larger, but less than 610 mm (24").

AT-T 8001 plate transport system specifications

Dimensions (W x D x H)	1,533 x 1,210 x 990 mm (60.4" x 47.7" x 39")
Weight	125 kg (275 lb)
Power requirements	Single phase 200 to 240 V +6%/-10%, 0.07 kW, 0.45 A (supplied by main unit)
Environment	21 to 25°C (69.8 to 77°F) [recommended], 18 to 26°C (64.4 to 78.8°F) [operating], Relative humidity 40 to 70% (no condensation)

PlateRite 8300E/S specifications

Product name	PlateRite 8300S	PlateRite 8300E
Recording system	External drum	
Light source	32-channel infrared laser diodes	16-channel infrared laser diodes
Plate size	Maximum 1,160 x 940 mm (45.6" x 37") / Minimum 450 x 370 mm (17.8" x 14.6") (Minimum plate size 304 x 370 mm [12.0" x 14.6"] with factory option)	
Exposure size	Maximum 1,160 x 924 mm (45.6" x 36.3") / Minimum 450 x 354 mm (17.8" x 14")*1 (Minimum exposure size 304 x 354 mm [12.0" x 14"] with factory option)	
Media	Thermal (infrared sensitive) plates	
Media thickness	0.15 to 0.3 mm (5.9 to 11.8 mil) (support for thicknesses up to 0.4 mm available as a factory option)	
Resolutions	1,200/2,000/2,400/2,438/2,540 dpi (1,200 dpi uses 2,400 dpi double dots.)	2,400/2,438/2,540 dpi (1,200 dpi output is also supported by upgraded PT-R8300 units.)
Repeatability	± 5 microns*2	
Productivity	13 plates/hr at 2,400 dpi (1,030 x 800 mm/40.5" x 31.4" plates)*3	8 plates/hr at 2,400 dpi (1,030 x 800 mm/40.5" x 31.4" plates)*3
Interface	Fast PIF	
Plate transport	Semi-automatic loading (standard), Fully-automatic loading (optional), Processor bridge (optional)	
Punch systems (optional)	Screen, Heidel, Heidelbach W, Protocol, Komori, and others	
Dimensions (W x D x H)	Main unit: 2,440 x 1,295 x 1,302 mm (96.1" x 51.0" x 51.3"); Blower unit: 693 x 675 x 550 mm (27.3" x 26.6" x 21.7")	
Weight	Main unit: 1,150 kg (2,530 lb); Blower unit: 85 kg (187 lb)	
Power requirements	Main unit: Single phase 200 V to 240 V, 32A, 4 kW (Approved UL, CSA) Single phase 220 V to 240 V, 32A, 4 kW (Declared CE) (SA-L, MA-L, AT-T, AT-M, and blower unit are powered by main unit)	
Environment	Recommended: 21 to 25°C (69.8 to 77°F); Required: 18 to 26°C (64.4 to 78.8°F); Relative humidity: 40 to 70% (no condensation)	
Options	SA-L 8800II single-cassette autoloader, MA-L 8800II multi-cassette autoloader, AT-T processor bridge*4, AT-M processor bridge*4, standard optional punch, custom optional punch, optional registration punch*5, air-conditioning unit, signal tower	

*1. A 24-mm portion remains unexposed when 12-mm clamps are used. A 16-mm portion remains unexposed when 8-mm clamps are used. Productivity is different when 8-mm clamps are used.

*2 Over four consecutive exposures on one plate at 23°C (73.4°F) and 60% relative humidity. *3 Productivity may vary depending on the sensitivity of the media.

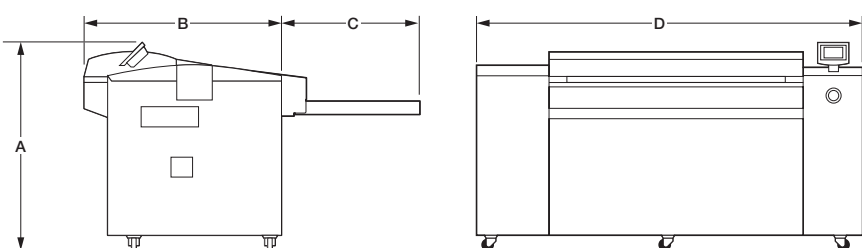
*4 PT-R8300E (included upgraded model) requires the rear delivery kit. *5 Required for plate widths 590 mm (23.3") or larger, but less than 610 mm (24").

Autoloader specifications

Model name	SA-L 8800ZX	SA-L 8800II	MA-L 8800ZX	MA-L 8800II
Compatible models	PlateRite 8800ZX	PlateRite 8800E/S/Z, PlateRite 8600, PlateRite 8300	PlateRite 8800ZX	PlateRite 8800E/S/Z, PlateRite 8600, PlateRite 8300
Plate transport	Fully automated (automatic interleaf paper removal)			
Cassette capacity	100 plates		100 plates per cassette	
No. of cassettes	—		Up to 5 cassettes (3 cassettes standard)	
Dimensions (W x D x H)	1,758 x 1,806 x 1,295 mm (69.3" x 71.2" x 51")		3,213 x 1,806 x 1,295 mm (126.5" x 71.2" x 51")	
Weight*1	600 kg (1320 lb)		1,250 kg (2750 lb)	
Power requirements	Power supplied by main unit			
Environment	Recommended temperature range: 21 to 25°C (69.8 to 77°F); Operating temperature range: 18 to 26°C (64.4 to 78.8°F); Relative humidity range: 40 to 70% (no condensation)			
Standard accessories	1 carrier-type cassette, interleaf paper disposal box		Interleaf paper disposal box	
Options	Additional carrier-type cassettes (with dustproof covers)		Additional cassettes (with cassette trays and driver motors)	

*1 Not including the weight of the plates.

Space requirements



Dimensions

	A	B	C	D
mm	1,302	1,253	860	2,440
inches	51.3"	49.4"	33.9"	96.1"

DAINIPPON SCREEN MFG. CO., LTD.

- *Grating Light Valve™ and GLV™ are trademarks of Silicon Light Machines.*
- *All other trademarks and registered trademarks used herein are the property of their respective owners.*

HEAD OFFICE

• Teranouchi-agaru 4-chome, Horikawa-dori, Kamigyo-ku, Kyoto, 602-8585 Japan/Phone +81-75-414-7610/Fax +81-75-414-7608

SCREEN (USA)

• 5110 Tollview Dr., Rolling Meadows, IL 60008, USA/Phone 847-870-7400/Fax 847-870-0149 www.screenusa.com

DAINIPPON SCREEN (DEUTSCHLAND) GmbH

• Mündelheimer Weg 99, 40472 Düsseldorf, Germany/Phone 0211-472701/Fax 0211-4727199/Telex 858-4438 DSDD D

DAINIPPON SCREEN (U.K.) LTD.

• Michigan Drive, Tongwell, Milton Keynes, Buckinghamshire MK15 8HT, UK/Phone 01908-848500/Fax 01908-848501 www.screen.co.uk

DAINIPPON SCREEN (NEDERLAND) BV

• Bouwerij 46, 1183 XX Amstelveen, Holland/Phone 020-4567800/Fax 020-4567805 www.screeneurope.com

SCREEN FRANCE

• 10 allée des Cascades, immeuble Niagara, Z.I. Paris Nord 2, 95940 Roissy C.D.G. Cedex, France/Phone +33 (0)1 48178600/Fax +33 (0)1 48178601

DAINIPPON SCREEN SINGAPORE PTE. LTD.

• 29, Kaki Bukit View, Kaki Bukit Techpark II, Singapore 415963/Phone 67493833/Fax 67499010 www.screen.com.sg

DAINIPPON SCREEN (CHINA) LTD.

• Room 2001 - 2003, 20/F Cable TV Tower 9 Hoi Shing Road Tsuen Wan, N.T. Hong Kong/Phone +852-2953-0038/Fax +852-2755-8668

Beijing office/Phone 010-6708-9271, 9272, 9273/Fax 010-6708-9395

Shanghai office/Phone 021-6466-4501/Fax 021-6466-4503

Guangzhou office/Phone 020-3891-1112/Fax 020-3891-1036

DAINIPPON SCREEN (TAIWAN) CO., LTD.

• 4F No. 126-1, Ming Tsu West Rd., Taipei, Taiwan/Phone 02-25862711/Fax 02-25914367

DAINIPPON SCREEN (KOREA) CO., LTD.

• 10th Yonsei Bongsae B/D 46-9, 1Ga, Bongsae-Dong, Joong-Gu, Seoul 100-161, Korea/Phone 02-7766-786/Fax 02-7766-787

DAINIPPON SCREEN (AUSTRALIA) PTY. LTD.

• Suite 11, 2 Eden, Park Drive, Macquarie, NSW2133, Australia/Phone 02-9310-1314/Fax 02-9310-3566

Internet web site : www.screen.co.jp

www.screenusa.com

www.screeneurope.com

- This brochure was made using SPEKTA 2 screening.
- Printed on recycled paper.



We reserve the right to alter product design and specifications without prior notice.

No.205-118E Printed in Japan 02-08 040FSI(R0-0)